



Journal of Psychopharmacology
1–10

© The Author(s) 2019
Article reuse guidelines:
sagepub.com/journals-permissions
DOI: 10.1177/0269881119841569
journals.sagepub.com/home/jop



The Australian drug harms ranking study

Yvonne Bonomo¹, Amanda Norman¹ , Sam Biondo²,
Raimondo Bruno³, Mark Daghlish⁴ , Sharon Dawe⁵,
Diana Egerton-Warburton⁶, Jonathan Karro⁷, Charles Kim⁸,
Simon Lenton⁹, Dan I Lubman¹⁰ , Adam Pastor¹ ,
Jill Rundle¹¹, John Ryan¹², Paul Gordon¹³, Patrick Sharry¹⁴,
David Nutt¹⁵ and David Castle¹⁶

Abstract

Background/Aim: The aim of the current study was to review drug harms as they occur in Australia using the Multi-criteria Decision Analysis (MCDA) methodology adopted in earlier studies in other jurisdictions.

Method: A facilitated workshop with 25 experts from across Australia, was held to score 22 drugs on 16 criteria: 9 related to harms that a drug produces in the individual and 7 to harms to others. Participants were guided by facilitators through the methodology and principles of MCDA. In open discussion, each drug was scored on each criterion. The criteria were then weighted using a process of swing weighting. Scoring was captured in MCDA software tool.

Results: MCDA modelling showed the most harmful substances to users were fentanyls (part score 50), heroin (part score 45) and crystal methamphetamine (part score 42). The most harmful substances to others were alcohol (part score 41), crystal methamphetamine (part score 24) and cigarettes/tobacco (part score 14). Overall, alcohol was the most harmful drug when harm to users and harm to others was combined. A supplementary analysis took into consideration the prevalence of each substance in Australia. Alcohol was again ranked the most harmful substance overall, followed by cigarettes, crystal methamphetamine, cannabis, heroin and pharmaceutical opioids.

Conclusions: The results of this study make an important contribution to the emerging international picture of drug harms. They highlight the persistent and pervasive harms caused by alcohol. Policy implications and recommendations are discussed. Policies to reduce harm from alcohol and methamphetamine should be a priority.

Keywords

Alcohol, tobacco, illicit drugs, drugs, ranking, harms

Introduction

The international landscape in relation to drugs is constantly changing. There are concerns currently about the escalating availability of new psychoactive drugs, crystal methamphetamine and high potency opioids – particularly fentanyls – in Western countries and tramadol in Africa and Asia (World Drug Report, 2018). World drug markets are expanding, with supply higher than ever recorded and geographic spread into regions previously not affected. Not surprisingly, drug treatment services globally are unable to keep pace with need, and health care systems and law enforcement agencies are under strain.

If alcohol and drug policies are to be efficient and limit the burden of the increasing prevalence of drug use, they must focus on the drugs causing the greatest harm in the community. Assessing such harm has been approached in a variety of ways. Most commonly, harms incurred by an individual through drug use are examined, and include methodologies that focus on Margin of Exposure (MOE) (European Food Safety Authority, 2005, p. 282; Lachenmeier and Rehm, 2015), Burden of Disease (BOD) (Degenhardt et al., 2013; Griswold et al., 2018; World Bank, 1993), and dependence liability (Anthony et al., 1994; United Nations Office on Drugs and Crime, 1972, p. 4). An alternative approach has been to put a monetary value on the social and economic costs associated with the use of particular drugs, including costs related to judiciary and law enforcement, health-care, loss of productivity, and road traffic accidents (Collins and Lapsley, 2008; Miller and Hendrie, 2008; Tait et al., 2018). While

¹Department of Addiction Medicine, St Vincent's Hospital Melbourne, University of Melbourne, Melbourne, VIC, Australia

²Victorian Alcohol and Drug Association (VAADA), Melbourne, VIC, Australia

³School of Medicine (Psychology), University of Tasmania, Hobart, TAS, Australia

⁴Alcohol and Drug Service, Metro North Hospital and Health Service, The University of Queensland, St Lucia, Brisbane, QLD, Australia

⁵School of Applied Psychology, Griffith University, Brisbane, QLD, Australia

⁶Department of Medicine, School of Clinical Sciences at Monash Health, Melbourne, VIC, Australia

⁷Emergency Department, St Vincent's Hospital, Melbourne, VIC, Australia

⁸Department of Anaesthesia and Pain Management, The Royal Melbourne Hospital, University of Melbourne, Melbourne, VIC, Australia

⁹National Drug Research Institute, Curtin University, Perth, WA, Australia

¹⁰Turning Point, Eastern Health and Monash University, Melbourne, VIC, Australia

¹¹Western Australian Network of Alcohol and Drug Agencies, Perth, WA, Australia

¹²Pennington Institute, Melbourne, VIC, Australia

¹³Catalyze APAC, Sydney, NSW, Australia

¹⁴Australian Graduate School of Management, University of New South Wales, Sydney, NSW, Australia

¹⁵Imperial College London, London, UK

¹⁶Mental Health, St Vincent's Hospital Melbourne, University of Melbourne, Melbourne, VIC, Australia

Corresponding author:

Yvonne Bonomo, Department of Addiction Medicine, St Vincent's Hospital Melbourne, University of Melbourne, P.O. Box 2900, Fitzroy, NSW 3065, Australia.

Email: Yvonne.bonomo@svha.org.au

no single approach to assess harms related to drug use exists that encompasses both individual and societal costs, Multi Criteria Decision Analysis (MCDA), a decision support tool for consensus building and collaborative problem-solving, has been adopted to examine this issue in a number of countries, as it has been used successfully in a range of contexts beyond health or social harms. Examples include nuclear waste management in the United Kingdom, climate change by the United Nations, and in resource management in South America (Soma, 2003; Thokala et al., 2016; United Nations Framework for Climate Change, 2002). A major advantage of MCDA is that it brings together experts who contribute knowledge and understanding from a range of perspectives on a complex issue; especially where there are conflicting experiences or perspectives of stakeholders.

The aim of the current study was to review drug harms as they occur in Australia using similar MCDA methodology adopted in other jurisdictions, so as to ensure comparability of results. As such, the findings contribute to a series of investigations undertaken around the globe using MCDA to evaluate the harms associated with particular types of drug use. The initial study occurred in the United Kingdom (UK) in 2010 (Nutt et al., 2010), followed by others in Europe (Nutt et al., 2014; Van Amsterdam et al., 2010, 2015a). A study in South Africa focused on harms of nicotine based products (publication pending). We report on the results of this MCDA modelling for Australia as a contribution to the emerging international picture of drug harms across the world.

Methods

Study design

A facilitated workshop with 25 experts from across Australia, representing a range of professional domains, was held in April 2018, working together to input data and judgment into the MCDA model. The group was specifically convened to bring together not only research expertise, but also practice wisdom, and included a diverse range of sectors from across the community. Participants were selected to allow the broadest possible range of perspectives and opinions, reflected in their geographic spread across Australia and particular areas of expertise, encompassing treatment services, addiction medicine, psychiatry, pain medicine, academia and research, policy and planning, children and youth, aboriginal health, homeless services, judiciary, emergency services and police (Table 1). All participants provided independent perspectives and no conflicts of interest were declared. The process was facilitated by three independent, experienced individuals including the first author of the UK MCDA exercise (DN) and two specialists in MCDA (PS and PG) who ensured a consistent and rigorous process was followed and consensus was achieved. The facilitators did not take any part in the scoring.

The workshop followed standard decision conferencing processes, which have been previously reported (Nutt et al., 2010). In summary:

1. The substances to be evaluated were reviewed and confirmed by participants. The starting list was the same as that used in the UK study (Nutt et al., 2010) adapted to

include substances most relevant to the current Australian context (Table 2);

2. The criteria for harm employed in the UK MCDA (Nutt et al., 2010) were reviewed and adopted as applicable to the Australian context. The criteria fall into two groups, namely:

Harm to Users – the effect of misuse of a given drug to the average user, considering the harm to a single user (i.e. not taking prevalence of use of the drug into account) and including the harms associated with the impact of mechanisms of control, such as policing, criminalisation, etc.;

Harm to Others – the effect of misuse of that drug on people other than the drug user themselves (such as their family, community, etc.). These criteria consider the total harm to others in Australia (physical/psychological and social) (Figure 1).

Definitions of harms are included in Table 3.

3. In open discussion the drugs were ‘scored’ against the criteria – working through one criterion at a time, in the order of the list above. A process of ‘relative preference scoring’ was used:
 - a. For each criterion, the participants debated and ranked all the drugs on the list in order of most harm to least harm (with ‘NO DRUGS’ being consistently assessed as least harm);
 - b. The participants then debated the *relative* harm of each of the drugs, and ranked them on a scale from 0 to 100, where 0 represented ‘no harm’ and 100 represented ‘most harm’ against that criterion. For example, a drug which was assessed as half as harmful as the drug assessed as most harmful, would score 50;
 - c. Scores were frequently re-visited and reviewed by the group with the facilitator to ensure consistency.
4. Criteria were then weighted using a process of ‘swing weighting’, and a ‘bottom up’ approach:
 - a. First, all the ‘harm to users’ criteria were weighted against each other (swing weighting);
 - b. Then, all the ‘harm to others’ criteria were weighted against each other (swing weighting);
 - c. Finally, the highest weighted ‘to users’ criterion was weighted against the highest weighted ‘to others’ criterion (‘bottom up’).
 - d. The result of attributing these weights was that the units of harm for each substance were equated. A final normalisation preserved the ratios of all weights but ensured that the weights on the criteria summed to 1.0. The weighting process enabled harm scores to be combined for each substance by adding their weighted scores.
5. All scores and weights were captured in the MCDA software tool used for other MCDA analyses – Catalyze Hiview 3® (<http://www.catalyzeconsulting.com/software/hiview3/> accessed 12 October 2018).

During the Decision Conference, the participants noted these points of rationale and/or assumptions about specific drugs that impacted the assessment of harms:

Table 1. Expert panel membership and organisational affiliation.

Name	Sector/Specialty	Organisation
Yvonne Bonomo ^a	Addiction Medicine	St Vincent's Hospital Melbourne
Adam Pastor	Addiction Medicine	St Vincent's Hospital Melbourne
Jill Rundle	Treatment, Advocacy, Policy	Network AOD Agencies
Dan Lubman	Treatment, Research, Policy	Turning Point
Mark Daglish	Policy, Research	University of Queensland
David Castle ^a	Psychiatry	St Vincent's Hospital Melbourne
Simon Lenton ^a	Research, Policy	National Drug Research Institute, Curtin University
John Ryan	Research, Advocacy, Harm Minimization	Penington Institute
Raimondo Bruno ^a	Research	University of Tasmania
Adrian Reynolds	Addiction Medicine	President, Australian Chapter of Addiction Medicine
John Furler	General Practice	General Practitioner
Andrew Walby	Emergency Medicine	St Vincent's Hospital Melbourne
Diana Egerton-Warburton ^a	Emergency Medicine	Monash University
Charles Kim	Anaesthesia, Pain Management	Royal Melbourne Hospital
Jonathan Karro	Toxicology	St Vincent's Hospital Melbourne
Sharon Dawe	Families, Child Protection, Research, Policy	Griffith University
Clive Rust	Police	Victoria Police
Jenny Smith	Homelessness services, advocacy	Homeless Persons Council
Sam Biondo	Treatment, advocacy	Victorian Alcohol And Drug Association
Pauline Deweerdt	Aboriginal Health	St Vincent's Health Australia
Andrew Bruun	Treatment, Advocacy	Youth Support and Advocacy Service
Jennifer Bowles	Juvenile Justice	Magistrate, Children's Court of Victoria
Katharine Biffin	Forensic	Program Manager, Drug Court
Christine Watson	Policy, Treatment	Northern Territory Department of Health

^aMember of prevalence sub-group.

Table 2. Drugs evaluated by expert panel as most relevant in the Australian context (including explanatory notes as to definitions agreed by the panel).

Name	Description
Alcohol	Alcohol (consumed at levels beyond current Australian 'low risk' guidelines)
Crystal Meth	Crystalline methamphetamine (Referred to as Methylamphetamine in the UK study)
Heroin	Heroin (not prescribed)
Fentanyl	Fentanyl based substances (e.g. fentanyl, carfentanil, acetyl fentanyl, furanyl fentanyl)
Cigarettes	Cigarettes (Referred to as Tobacco in the UK study)
Methadone	Methadone (non-prescribed/extra-medical use)
Prescription Opioids	Strong pharmaceutical opioids (non-prescribed/extra-medical use), e.g. morphine, oxycontin
Solvents & Fuels	Fuel and solvent inhalation including 'chroming' (The practice of inhaling intoxicating fumes from chrome-based paint)
Synthetic Cannabis	Synthetic cannabinoid receptor agonists (e.g. AB-FUBINACA, XLR-11, 5F-PB-22)
Amphetamine	Meth/amphetamine (tablets, powder, base/paste, liquid – other than crystalline)
Cocaine	Snorted or smoked (excludes crack cocaine due to limited presence of this form in Australia)
Buprenorphine	Buprenorphine (non-prescribed/extra-medical use)
Cannabis	Excludes medicinal cannabis. Assessment of harm does not include the effects of any tobacco
Benzodiazepines	Benzodiazepines (non-prescribed/extra-medical use)
GHB	gamma hydroxybutyrate
PIEDs	Performance and Image Enhancing Drugs (including Anabolic Steroids and growth hormones)
Ketamine	Ketamine
Ecstasy	'Ecstasy', which may contain MDMA or a range of other psychostimulants
Anti-Psychotics	Anti-Psychotics (non-prescribed/extra-medical use)
LSD & Mushrooms	Lysergic acid diethylamide & natural psychedelic products
ENDS	Electronic Nicotine Delivery Systems (e-cigarettes containing nicotine)
Kava	Kava (<i>Piper methysticum</i>) is a depressant with a history of cultural use.
NO DRUGS	Baseline reference to represent 'no harm' on the criteria scales

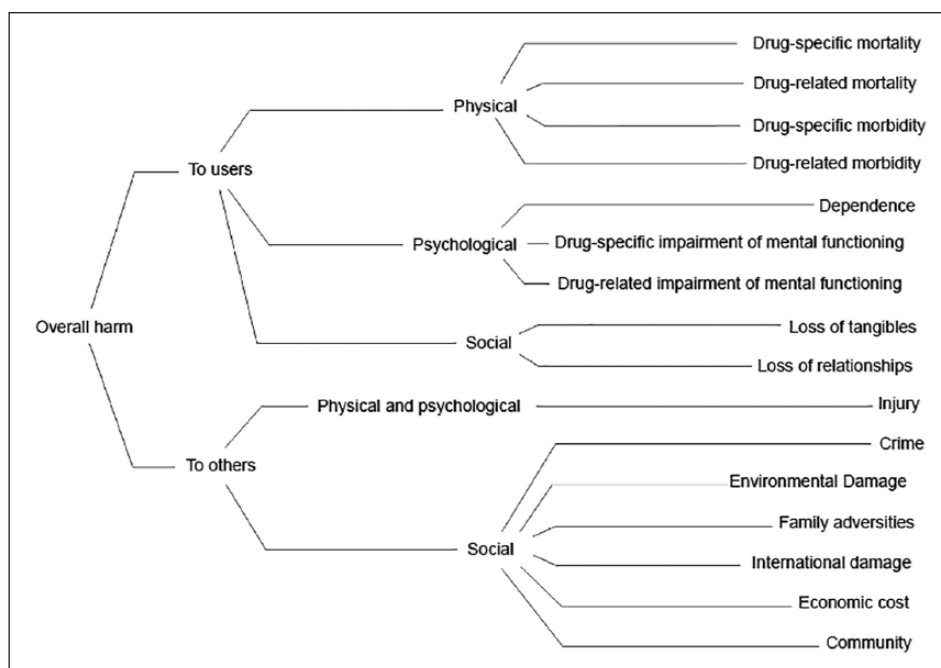


Figure 1. Evaluation criteria organised by harms to users and harms to others, and clustered under physical, psychological, and social effects.

- Fentanyl – these are currently low prevalence in Australia, but it is expected they may become more prevalent; hence, they were included in the exercise;
- Inhaled fuels – these are a particular issue in indigenous communities [for example sniffing of Avgas (aircraft fuel)];
- Tobacco was considered only as ‘cigarettes’, with ENDS (electronic nicotine devices or ‘e-cigarettes’) being rated separately (note that ENDS were not legal at the time of the decision conference);
- Cocaine – the ‘average user’ in Australia is generally of higher socio-economic status than the average user of other illicit substances, and most ‘average users’ do not inject the drug;
- Prescription medications such as benzodiazepines, buprenorphine, methadone and antipsychotics referred to diverted drugs for ‘street’ use;
- Each substance was assessed as if the user was using the substance alone, even when in practice it was acknowledged that multiple substances are frequently used together;
- Possible transition (‘gateway’) effects were not considered.

A supplementary analysis incorporating the prevalence of use of each substance in the assessment of harm to users was also undertaken as this had been a criticism of previous studies (Caulkins et al., 2011). The National Drug Strategy Household Survey 2016 (NDSHS) (Claydon et al., 2017) covers most, but not all, of the substances considered. Where there was no NDSHS data, the group referenced other data to determine prevalence, using the NDSHS as starting points (Table 4). Scores on each of the ‘harm to individual users’ criteria were multiplied by prevalence. Results were then normalised to a 0–100 scale for each criterion. Because the combining of the scores on the individual criteria was achieved through a swing weighting process, the

weights on these criteria also needed to be scaled to account for the impact of prevalence.

Results

Figure 2 shows the total harm score for all the drugs and the part-score contributions to the total from the subgroups ‘harms to users’ and ‘harms to others’. The most harmful substances to users were fentanyl (part score 50), heroin (part score 45) and crystal methamphetamine (part score 42). The most harmful substances to others were alcohol (part score 41), crystal methamphetamine (part score 24) and cigarettes/tobacco (part score 14). When the two part-scores were combined, alcohol and crystal methamphetamine were the two most harmful substances followed by heroin, fentanyl and cigarettes/tobacco. The least harmful drugs were kava, ENDS, LSD and mushrooms, antipsychotics and ecstasy. Overall, alcohol was ranked the most harmful drug, with a combined score of 77.

Figure 3 shows the contributions that the part scores for each criterion made to the total score for each drug. Alcohol, the substance judged to be the most harmful overall with a score of 77, scored highly on economic costs, family adversity, injury, drug related morbidity and drug specific morbidity. The major contributors to the overall harm score of crystal methamphetamine were crime, injury, loss of relationships, loss of tangibles, drug specific morbidity and drug related morbidity. Tobacco was rated the fifth most harmful substance, scoring highly on economic costs and drug related morbidity and drug-related mortality. Drug-specific mortality contributed substantially to the overall harm score of heroin and fentanyl while economic cost contributed heavily to the overall harm score of cigarettes and alcohol.

The scores from the supplementary analyses encompassing prevalence weighted harm to users, are shown in Table 5, normalised to 0 to 100 and sorted in decreasing harm. The top five

Table 3. Definitions of drug harms.

Name	Description
Harm to users	The effect of misuse of that drug on the 'average' user of that drug
Drug specific mortality	Intrinsic lethality of the drug expressed as ratio of lethal dose and standard dose (for adults). The likelihood of any single use killing the user
Drug related mortality	The extent to which life is shortened by use (excludes drug specific mortality). E.g. road traffic accidents, lung cancers, HIV, suicide
Drug specific morbidity	Drug specific morbidity to physical health e.g. cirrhosis, seizures, strokes, cardiomyopathy, stomach ulcers, emphysema
Drug related morbidity	Drug related morbidity, including consequences of e.g. sexual unwanted activities and self-harm, blood borne viruses
Dependence	Extent to which the drug creates a propensity to continue use despite adverse consequences and causes withdrawal symptoms on cessation.
Impaired mental function	Drug specific impairment of mental function e.g. meth/amphetamine induced psychosis, intoxication
Related impairment of function	Drug related impairment of mental functioning. E.g. mood disorders secondary to drug-users lifestyle or drug use.
Loss of tangibles	Extent of loss of tangible things (e.g. income, housing, job, educational achievements, criminal record, imprisonment) including product costs and health care costs
Loss of relationships	Extent of loss of relationships with family and friends
Harm to others	Harm as a consequence of the use of drugs to others both directly and indirectly – considering the total harm to Australia from misuse of the drug.
Injury	The extent to which use increases the chance of injuries to others both directly and indirectly, e.g. violence, rape, traffic accident, foetal harm, drug waste, secondary transmission of blood borne viruses
Crime	The extent to which use involves or leads to an increase in volume of acquisitive crime
Environmental damage	The extent to which use and production causes environmental damage locally, e.g. toxic waste from drug production, discarded injection equipment
Family adversities	The extent to which use causes family adversities, e.g. family breakdown, economic and emotional well-being, impact on children, child neglect.
International damage	The extent to which use in Australia contributes to damage at an international level, e.g. deforestation, international crime and new markets.
Economic cost	The extent to which use causes direct costs to Australia (e.g. healthcare, police, prisons, social services,) and indirect cost (e.g. productivity, absenteeism)
Community	The extent to which the use of this drug creates decline in social cohesion and decline in the reputation of the community.

most harmful drugs overall, considering prevalence-adjusted harm to users and harm to others, were (in rank order) alcohol, cigarettes, crystal methamphetamine, cannabis and heroin. This result is driven by the high prevalence of heavy alcohol consumption in Australia; the similar (high) weights of the first four 'to users' criteria (Drug-specific- and Drug-related mortality and Drug-specific and Drug-related morbidity); and the consistently high scoring for alcohol across all measures.

Discussion

This study highlights the persistent and pervasive harms of the most frequently used psychoactive substances in the Australian community. As in previous studies in other jurisdictions, alcohol was the drug ranked as causing the greatest overall harm. Alcohol had by far the highest score on harm to others (a score of 41 compared with the next highest score of 24 for crystal methamphetamine), reflecting its widespread negative impacts on broad sectors of our community. In contrast to other countries, crystal methamphetamine was found to be the next most harmful drug to the Australian community, with high scores in both harm to the user and harm to others. Notwithstanding this latter finding, there is striking consistency between the results of the studies

undertaken at different time points (the first study in the UK took place in 2010) and in different jurisdictions.

Alcohol consistently dominates harms in the MCDAs performed across the world (Nutt et al., 2010; Van Amsterdam et al., 2010, 2015a) and the most recent burden of disease study concluded that the level of alcohol consumption that minimises health loss is zero (Griswold et al., 2018). The harms associated with alcohol consumption cannot be ignored, and are particularly relevant to areas where per capita consumption is increasing, including South East Asia and the Western Pacific regions (World Health Organization, 2015). Recent data indicate per capita alcohol consumption in Australia has been declining. However, figures for alcohol-attributable deaths, alcohol-attributable hospitalisations (Lensvelt et al., 2018) and emergency department presentations (Lensvelt et al., 2015) have not followed this trend. The harm to others attributable to alcohol, is less easily quantified, but its pervasiveness is reflected in this study in that over 50% of alcohol's total harm score was contributed by harm to others. A 2011 study, the first to comprehensively examine the harms to Australians caused by the drinking of others (Laslett et al., 2011), found that 73% of respondents had been negatively impacted by someone else's drinking in the previous 12 months; women were more likely to be impacted by

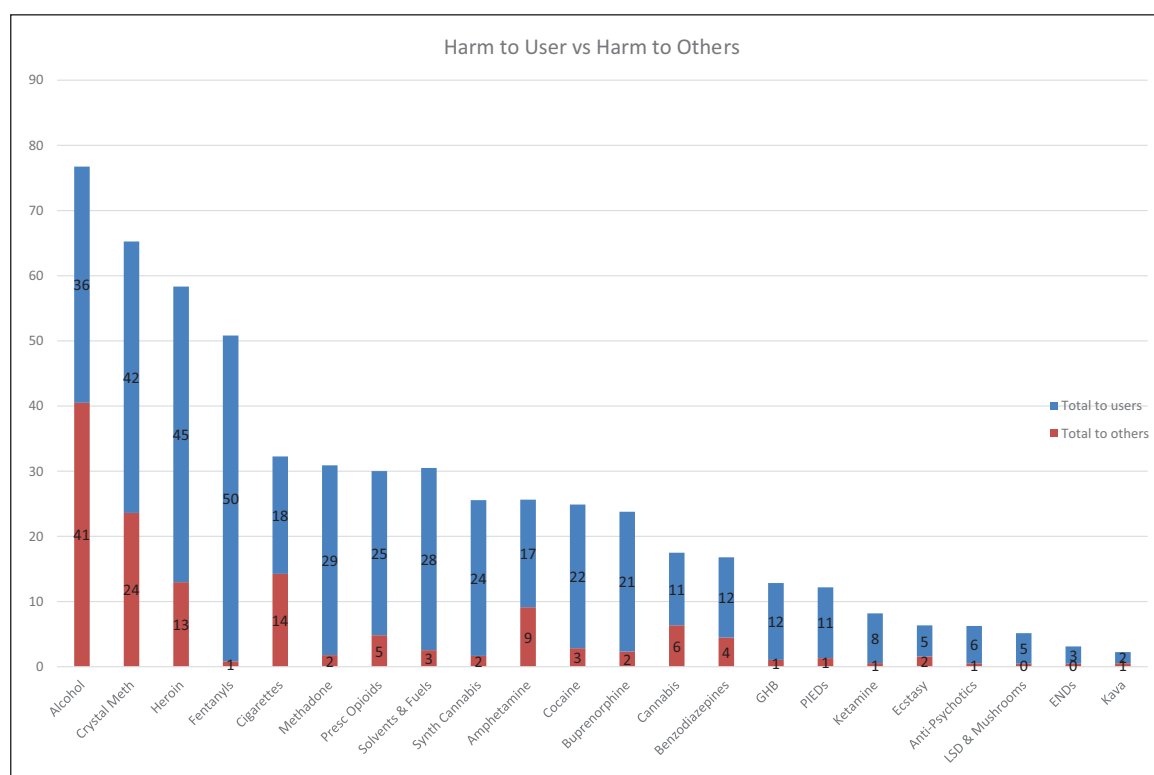
Table 4. Prevalence data based on National Drug Strategy Household Survey.

Substance	Prevalence ^a	Substance	Prevalence ^a
Alcohol	17.1% ^b	Buprenorphine	0.5%
Crystal Meth	0.8%	Cannabinoids	10.4%
Heroin	0.2%	Benzodiazepines	1.6%
Fentanyl	0.1%	GHB	0.1%
Cigarettes	12.2% ^c	PIEDs	0.1%
Methodone	0.5%	Ketamine	0.4%
Prescription Opioids	3.6%	Ecstasy	2.2%
Solvents & Fuels	0.1%	Anti-Psychotics	0.1%
Synthetic Cannabis	0.3%	LSD & Mushrooms	1%
Amphetamine (excl. Crystal Meth)	0.6%	ENDs	4.4%
Cocaine	2.5%	Kava	0.1%

^aDefined as any use in the last 12 month except^{b,c}.

^bPercentage with a Lifetime risk of harm due to risky drinking (1) On average, had more than two standard drinks per day, (2) Had more than four standard drinks on one occasion at least once a month.

^cDaily use.

**Figure 2.** Contribution of harm to user and harm to others to overall harm.

family members or intimate partners, while men were more affected by strangers, friends and co-workers. Of concern, young adults were the most negatively affected across a wide range of harms. This is reflected in the relatively high contribution of ‘family adversities’ and ‘injury’ to the overall harm ranking of alcohol in this MCDA. In Australia, the cost of the harms caused by the drinking of others was estimated to be approximately AUD\$6.8 billion in 2010 (Laslett et al., 2011). Yet, initiatives aimed at limiting alcohol harms, such as restrictions on the alcohol content of beverages at sporting events, despite their

effectiveness (Egerton-Warburton, 2018), draw complaints about the imposition of a ‘nanny state’ (<http://www.abc.net.au/news/2017-11-26/is-ban-on-full-strength-beer-at-perth-stadium-nanny-state-move/9190292>, accessed 12 August 2018). These data consistently and unequivocally indicate that alcohol and drug policies must prioritise investment in effective alcohol policies not only for the sake of the drinker but also the community. To this end, the WHO recommends quantifying the effects of alcohol on others in similar fashion to the effects of passive smoking (World Health Organization, 2015).

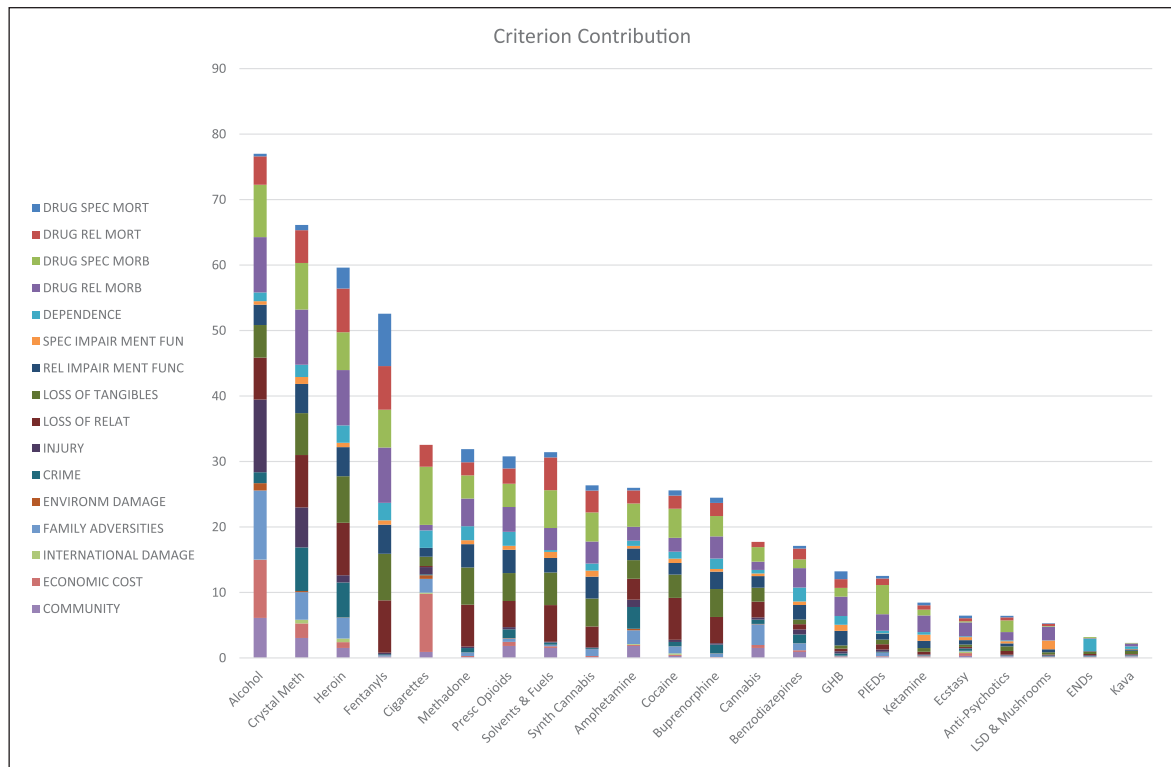


Figure 3. Contribution of criterion scores to overall harm.

Table 5. Overall relative harm score that combines prevalence weighted harm to users and harm to others.

Drug	Total (prevalence adj)
Alcohol	100.00
Cigarettes	37.1
Crystal Meth	32.0
Cannabis	17.3
Heroin	16.9
Prescription Opioids	13.6
Amphetamine	12.2
Cocaine	8.0
Benzodiazepines	7.3
Buprenorphine	3.8
Methadone	3.4
Solvents & Fuels	3.4
Ecstasy	2.8
Synth Cannabis	2.6
ENDS	2.1
PIEDs	1.7
Fentanyl	1.4
GHB	1.4
Ketamine	0.9
LSD & Mushrooms	0.9
Anti-Psychotics	0.7
Kava	0.7
NO DRUGS	0.0

In this study, crystal methamphetamine scored next highest in terms of overall harm. This contrasts with the UK and European Union (EU) where heroin was the next most harmful substance after alcohol (Nutt et al., 2010; Van Amsterdam et al., 2015a). The costs of methamphetamine to the Australian community are estimated at AUD\$5 billion annually, excluding the costs of Federal policing, Federal courts, and border protection (Tait et al., 2018). Methamphetamine death rates have doubled in Australia from 2009 to 2015, with direct toxicity being the most frequent cause but acceleration of natural disease, suicide and accidental death also feature highly (Darke et al., 2017). Regional and rural areas and younger drug users are disproportionately affected (Clayden et al., 2017). Globally, Australia is reported to have the highest prevalence of use of methamphetamine (O’Brien et al., 2017). In North America in 2016, methamphetamine was reported to be the second greatest drug threat after heroin (World Drug Report, 2018). In Europe, however, methamphetamine use is historically low, fairly stable and specific to the Czech Republic and Slovakia (European Monitoring Centre for Drugs and Drug Addiction, 2018).

A unique aspect of our study was the supplementary analysis, which took into account prevalence data to scale harm to user scores. Such analysis reflects that drug harms are not independent of prevalence of use. In this Australian MCDA, cannabis ranked 13th in harms prior to taking into account its prevalence of use. This contrasts with the UK and EU where it scored eighth position. However, once prevalence of use was taken into account, cannabis moved to the fourth rank. This is an important finding given the current debate in Australia and internationally

regarding the legalization of recreational cannabis. The harms associated with cannabis use are lower than other substances, but cannabis is not 'harmless' and this study indicates that an increase in use will be likely to result in an increase in cannabis-related harm to some individuals and the wider community. From a public health and policy perspective sensible approaches to access cannabis under one of a number of potential non-prohibition models (Kilmer, 2017) will reduce cannabis related health and economic burden.

There are public health concerns about the move to full commercial cannabis legalisation schemes being implemented in North America. In Colorado, for example, the emerging evidence suggests: impacts on rates of cannabis use is mixed, the black market continues; providing a product free of pesticides and other chemicals and of known purity is challenging; product diversity increases particularly in very high potency preparations; and the marijuana industry has strongly resisted regulations which might affect their profits and continues to target high frequency users which they see as the backbone of their industry (Parnes et al., 2018; Subritzky et al., 2016). Against this there is increased attention being focussed on 'mid-range' non-commercial models such as Cannabis Social Clubs, which are seen as more attractive from a public health perspective (Decorte, 2018).

Pharmaceutical opioids ranked sixth overall in the prevalence weighted rankings. This reflects the rapid increase in prevalence in Australia and internationally and the concomitant diversion for illicit use. The expansion of world drug markets and the continuing emergence of new drugs is reflected in the absence of fentanyl in the original MCDA analysis on drug harms in 2010 in the UK (Nutt et al., 2010), but its presence by 2015 in the EU MCDA (Van Amsterdam et al., 2015a) and in the UK opioid MCDA (Van Amsterdam et al., 2015b). In 2016, in the United States, there was a 21% increase in overdose deaths from the previous year largely due to a rise in deaths associated with pharmaceutical and synthetic opioids including analogues of fentanyl such as carfentanil (World Drug Report, 2018). Currently, the recreational use of fentanyls is far less prevalent in Australia than in North America, and cases of fentanyl contamination of street heroin deals are extremely rare. Consequently fentanyls are positioned at 17th in the prevalence weighted rankings (compared with 3rd in the primary analysis). It should be noted, however, that between 2002 and 2012, rates of fentanyl related deaths in Australia increased on average 40% per year (Roxburgh et al., 2017). Given their extremely high potency, and consequent high risk of harm to the user, and drug market trends in the United States and Canada, public health measures are needed in anticipation of any increase in the prevalence of misuse of fentanyls in Australia. These measures should include: sentinel site monitoring of potential fentanyl contamination of street heroin samples; access to supervised injecting facilities, education for injecting drug users; and ready access to the opioid antagonist naloxone.

In this study, the harms of GHB ranked relatively low when compared with similar studies in the UK (Nutt et al., 2010) and the Netherlands (Van Amsterdam et al., 2010, 2015a, 2015b). GHB use in Australia seems to have stabilised, with less than 1% of Australians aged over 14 years having used GHB at some stage in their life and 0.1% having used it in the previous 12 months (Claydon et al., 2017). Emergency department presentations continue, especially on weekends and public holidays in

inner city hospitals, with patients presenting mostly with varying levels of altered conscious state including coma (Dietze et al., 2014; Munir et al., 2008) but the rapid increase in presentations in the early 2000s has not been sustained. As well as the acute harms, there is emerging evidence of more chronic problems with memory and information processing in those users who experience recurrent episodes of coma (Raposo et al., 2018a, b) and delirium in acute withdrawal. As GHB use continues, the greater harms associated with GHB use will become apparent with time.

Limitations to the MCDA approach to assessing the drug harms have been discussed in previous publications (Nutt et al., 2010; Van Amsterdam, 2015a, 2015b). For example, some of the harms assessed in MCDA are unequivocally influenced by their legal status in the community, and it could be argued that the MCDA would be more accurate if only the harms resulting directly from the use of the drug – notwithstanding its legal status – were addressed. However, it was decided not to change these so that the findings could be compared with other international studies. In addition, rankings reflect only the current state of knowledge; for example, the harm status of ENDS in certain contexts remains to be determined, fentanyls or the more potent carfentanil may present greater risks if their prevalence, increases. Purity of crystal methamphetamine on the other hand may decrease, which may lower levels of harm over time (Scott et al., 2015). Also needing acknowledgement is that this exercise focused on the Australian population in general, and rankings within sub-populations of Australia would be different. Regional and rural communities, for example, have higher rates of use of methamphetamine and less access to treatment services, resulting in greater harms. Some remote indigenous Australian communities also have specific and significant problems with the recreational use of solvents and fuels. Another potential limitation is that the panel did not specifically include persons with a lived experience. It was deemed, however, that the diversity of our panel both in terms of extensive practice experience, skills, background and geography redressed these limitations.

International comparison of drug-related harms is essential. Comparing and contrasting trends between countries and regions to understand the most effective approach to a global problem, is a necessary step in understanding the impact of these drugs. Multi-criteria decision analysis is a useful approach to issues of concern for which there is no simple answer; using mathematical modelling to assess harms related to substance use that extend well beyond the traditional measures of drug-related morbidity and mortality, and that include assessment of harms that extend beyond the user to community. Application of this broad but detailed technique in different global regions enables useful international comparisons of trends in drug use and associated harms and hence informed debate by which to arrive at effective drug policy.

Acknowledgements

The authors would like to thank all participants in the MCDA workshop process for their valuable input and contribution to the study outcomes. All participants have given permission for their involvement in the study to be acknowledged. The authors would also like to thank Patrick Sharry from People+Decisions, and Paul Gordon from Catalyze for facilitating the workshop and analysing the data.

Authors contributions

Yvonne Bonomo: literature search, study design, data interpretation, manuscript writing, expert panel member; David Castle: study design, data interpretation, writing, expert panel member; David Nutt: study design, data interpretation, writing; Amanda Norman: literature search, data interpretation, writing; Adam Pastor: data interpretation, writing, expert panel member; Simon Lenton: data interpretation, writing, expert panel member; Raimondo Bruno: data interpretation, writing, expert panel member; Dan Lubman: data interpretation, writing, expert panel member; Sharon Dawe: data interpretation, writing, expert panel member; Diana Egerton-Warburton: data interpretation, writing, expert panel member; Mark Daglish: data interpretation, writing, expert panel member; Sam Biondo: data interpretation, writing, expert panel member; John Ryan: data interpretation, writing, expert panel member; Jonathan Karro: data interpretation, writing, expert panel member; Charles Kim: data interpretation, writing, expert panel member; Jill Rundle: data interpretation, writing, expert panel member.

Declaration of conflicting interest

The author(s) declared the following potential conflicts of interest with respect to the research, authorship, and/or publication of this article: YB has received honoraria as an Advisory Board Member to Indivior. AN has nothing to disclose. SB has nothing to disclose. RB has received grants from Indivior, outside the submitted work. SD has nothing to disclose. MD has received honoraria for talks and consultancy from Indivior, Janssen Cilag, Lundbeck, Servier; and is a current Advisory Board Member for Sublocade: Indivior. DEW has nothing to disclose. JK has nothing to disclose. CK has nothing to disclose. SL has nothing to disclose. DL has received speaking honoraria from AstraZeneca, Indivior, Janssen, Servier, Shire and Lundbeck and has provided consultancy advice to Lundbeck and Indivior. AP has nothing to disclose. DN has nothing to disclose. DC has received grant monies for research from Eli Lilly, Janssen Cilag, Roche, Allergan, Bristol-Myers Squibb, Pfizer, Lundbeck, Astra Zeneca, Hospira; Travel Support and Honoraria for Talks and Consultancy from Eli Lilly, Bristol-Myers Squibb, Astra Zeneca, Lundbeck, Janssen Cilag, Pfizer, Organon, Sanofi-Aventis, Wyeth, Hospira, Servier; and is a current Advisory Board Member for Lu AA21004: Lundbeck; Varenicline: Pfizer; Asenapine: Lundbeck; Aripiprazole LAI: Lundbeck; Lisdexamfetamine: Shire; Lurasidone: Servier; Brexpiprazole: Lundbeck; Treatment Resistant Depression: LivaNova. He does not knowingly have stocks or shares in any pharmaceutical company. Travel and accommodation costs for all workshop participants were provided by the Inclusive Health Fund, St Vincent's Health Australia.

Funding

The author(s) disclosed receipt of the following financial support for the research, authorship and/or publication of this article: Funds for this project were provided by the Inclusive Health Fund, St Vincent's Health Australia. The funding body had no role in the design or execution of the project.

ORCID iDs

Amanda Norman  <https://orcid.org/0000-0003-2583-0687>

Mark Daglish  <https://orcid.org/0000-0002-1787-4375>

Dan I Lubman  <https://orcid.org/0000-0002-6747-1937>

Adam Pastor  <https://orcid.org/0000-0003-3468-9208>

References

Anthony JC, Warner LA and Kessler RC (1994) Comparative epidemiology of dependence on tobacco, alcohol, controlled substances, and inhalants: Basic findings from the National Comorbidity Survey. *Exp Clin Psychopharmacol* 2: 244.

Caulkins JP, Reuter P and Coulson C (2011) Basing drug scheduling decisions on scientific ranking of harmfulness: False promise from false premises. *Addiction* 106: 1886–1890.

Claydon C, Webber K and Sweeney J (2017) *National Drug Strategy Household Survey 2016: Detailed Findings*. Canberra: Australian Institute of Health and Welfare.

Collins D and Lapsley HM (2008) *The Costs of Tobacco, Alcohol and Illicit Drug Abuse to Australian Society in 2004/05*. Canberra: Department of Health and Ageing.

Darke S, Kaye S and Dufflou J (2017) Rates, characteristics and circumstances of methamphetamine-related death in Australia: A national 7-year study. *Addiction* 112: 2191–2201.

Decorte T (2018) *Regulating Cannabis: A Detailed Scenario for a Non-profit Cannabis Market*. Bloomington, IN: Archway Publishing.

Degenhardt L, Whiteford HA, Ferrari AJ, et al. (2013) Global burden of disease attributable to illicit drug use and dependence: Findings from the Global Burden of Disease Study. *Lancet* 382: 1564–1574.

Dietze P, Horyniak D, Aqius P, et al. (2014) Effects of intubation for GHB on ED LOS and hospital admission. *Acad Emerg Med* 21: 1226–1231.

Egerton-Warburton D (2018) Don't lose sight: Last drinks laws reduce violent assaults. *Med J Aust* 208: 166–167.

European Food Safety Authority (2005) Opinion of the Scientific Committee on a request from EFSA related to a harmonised approach for risk assessment of substances which are both genotoxic and carcinogenic. *EFSA J* 3: 282.

European Monitoring Centre for Drugs and Drug Addiction (2018) *European Drug Report 2018: Trends and Developments*. Luxembourg: Publications Office of the European Union.

Griswold MG, Fullman N, Hawley C, et al. (2018) Alcohol use and burden for 195 countries and territories, 1990–2016: A systematic analysis for the Global Burden of Disease Study 2016. *Lancet*. 392: 1015–1035.

Kilmer B (2017) Recreational Cannabis – Minimizing the Health Risks from Legalization. *N Engl J Med* 376: 705–707.

Lachenmeier DW and Rehm J (2015) Comparative risk assessment of alcohol, tobacco, cannabis and other illicit drugs using the margin of exposure approach. *Sci Rep* 5: 8126.

Laslett AM, Room R, Ferris J, et al. (2011) Surveying the range and magnitude of alcohol's harm to others in Australia. *Addiction* 106: 1603–1611.

Lensvelt E, Gilmore W, Gordon E, et al. (2015) *Trends in Estimated Alcohol-related Emergency Department Presentations in Australia, 2005–06 to 2011–12*. National Alcohol Indicators Project. 2015. Bulletin 14. National Drug Research Institute, Curtin University. Available at: <http://ndri.curtin.edu.au/NDRI/media/documents/naip/naip014.pdf> (accessed 24 July 2018).

Lensvelt E, Gilmore W, Liang W, et al. (2018) *Estimated Alcohol-attributable Deaths and Hospitalisations in Australia 2004 to 2015*. National Alcohol Indicators. Bulletin 16. Perth: National Drug Research Institute, Curtin University. Available at: <http://ndri.curtin.edu.au/publications-resources/project-reports-and-bulletins/national-alcohol-indicators-bulletins> (accessed 24 July 2018).

Miller T and Hendrie D (2008) *Substance Abuse Prevention Dollars and Cents: A Cost-benefit Analysis*. Center for Substance Abuse Prevention (CSAP), SAMHSA. DHHS Pub. 2008(07–4298).

Munir VL, Hutton JE, Harney JP, et al. (2008) Gamma-hydroxybutyrate: A 30 month emergency department review. *Emerg Med Australas* 20: 521–530.

Nutt DJ, King LA and Phillips LD (2010) Drug harms in the UK: A multicriteria decision analysis. *Lancet* 376: 1558–1565.

Nutt DJ, Phillips LD, Balfour D, et al. (2014) Estimating the harms of nicotine-containing products using the MCDA approach. *Eur Addict Res* 20: 218–225.

O'Brien J, Grant S, Mueller J, et al. (2017) *National Wastewater Drug Monitoring Program-Report 1*. Canberra: Australian Criminal Intelligence Commission.

Parnes JE, Bravo AJ, Conner BT, et al. (2018) A burning problem: Cannabis lessons learned from Colorado. *Addict Res Theory* 26: 3–10.

- Raposo PF, McMaster MTB, Polderman N, et al. (2018a) Effect of GHB-use and GHB-induced comas on dorsolateral prefrontal cortex functioning in humans. *Neuroimage Clin* 20: 923–930.
- Raposo PF, McMaster MTB, Polderman N, et al. (2018b) Adverse effects of GHB-induced coma on long-term memory and related brain function. *Drug Alcohol Depend* 190: 29–36.
- Roxburgh A, Hall WD, Dobbins T, et al. (2017) Trends in heroin and pharmaceutical opioid overdose deaths in Australia. *Drug Alcohol Depend* 179: 291–298.
- Scott N, Caulkins JP, Ritter A, et al. (2015) High-frequency drug purity and price series as tools for explaining drug trends and harms in Victoria, Australia. *Addiction* 110: 120–128.
- Soma K (2003) How to involve stakeholders in fisheries management: A country case study in Trinidad and Tobago. *Mar Policy* 27: 47–58.
- Subritzky T, Lenton S and Pettigrew S (2016) Legal cannabis industry adopting strategies of the tobacco industry. *Drug Alcohol Rev* 35: 511–513.
- Tait RJ, Whetton S, Shanahan M, et al. (2018) Quantifying the societal cost of methamphetamine use to Australia. *Int J Drug Policy* 62: 30–36.
- Thokala P, Devlin N, Marsh K, et al. (2016) Multiple criteria decision analysis for health care decision making – an introduction: Report 1 of the ISPOR MCDA Emerging Good Practices Task Force. *Value Health* 19: 1–3.
- United Nations Framework for Climate Change (2002) Input of the Least Developed Countries Expert Group on the Improvement of the Guidelines for the Preparation of National Adaptation Programmes of Action. FCCC/SBI/2002/INF.14 (accessed 24 July 2018).
- United Nations Office on Drugs and Crime (1972) https://www.unodc.org/unodc/en/data-and-analysis/bulletin/bulletin_1973-01-01_4_page008.html (accessed 3 April 2019).
- Van Amsterdam J, Opperhuizen A, Koeter M, et al. (2010) Ranking the harm of alcohol, tobacco and illicit drugs for the individual and the population. *Eur Addict Res* 16: 202–207.
- Van Amsterdam J, Nutt D, Phillips L, et al. (2015a) European rating of drug harms. *J Psychopharmacology* 29: 655–660.
- Van Amsterdam J, Phillips L, Henderson G, et al. (2015b) Ranking the harm of non-medically used pharmaceutical opioids in the UK. *Regul Toxicol Pharmacol* 73: 999–1004.
- World Bank (1993) *World Development Report 1993: Investing in Health*. New York: Oxford University Press.
- World Drug Report (2018) United Nations publication, Sales No. E.18.XI.9.
- World Health Organization (2015) *Global Status Report on Alcohol and Health 2014*. Geneva: World Health Organization.